



US00D576915S

(12) **United States Design Patent**
Reden

(10) **Patent No.:** **US D576,915 S**

(45) **Date of Patent:** **** Sep. 16, 2008**

(54) **USA PENNANT**

(76) Inventor: **Samuel Reden**, P.O. Box 1584, Sanford,
FL (US) 32772

(**) Term: **14 Years**

(21) Appl. No.: **29/297,206**

(22) Filed: **Nov. 6, 2007**

(51) **LOC (8) Cl.** **11-05**

(52) **U.S. Cl.** **D11/165**

(58) **Field of Classification Search** 211/17,
211/22; 116/1, 173, 28 R; 224/400, 401,
224/402, 448, 507, 508, 509, 510, 519, 521,
224/522, 523, 524, 525, 526, 527, 528, 529;
248/512, 538, 539, 591; 33/264; 72/31.04;
D11/165, 166, 167, 168, 169, 170, 171, 172,
D11/173, 174, 175, 176, 177, 178, 179, 180,
D11/181, 182, 183; D25/107, 108, 118,
D25/119, 121, 122, 126, 127, 156, 38, 39,
D25/40, 41, 43, 44, 62; D3/10, 11, 12, 13,
D3/14, 15, 16, 17, 5, 6, 7, 8, 9

See application file for complete search history.

(56) **References Cited**

U.S. PATENT DOCUMENTS

323,696 A	8/1885	Levy
496,423 A	5/1893	Locke
D51,195 S	8/1917	Avisus
D52,759 S	12/1918	Sweeney

D52,946 S	2/1919	Casimier	
D55,273 S *	5/1920	Huebsch	D11/169
D56,384 S *	10/1920	Rudolph	D11/169
1,699,105 A *	1/1929	Friedman	40/617
1,744,196 A *	1/1930	Annin	D11/182
D132,179 S	4/1942	Hordes	
D134,629 S *	12/1942	Booharin	D11/166
2,437,444 A *	3/1948	Srofe	40/661.09
D257,138 S *	9/1980	Carr	D11/179
D344,470 S *	2/1994	Sullivan	D11/168
5,810,318 A	9/1998	Federico	
D525,904 S *	8/2006	Killen et al.	D11/168
2004/0020421 A1	2/2004	Griffin	

* cited by examiner

Primary Examiner—Louis S Zarfaz

Assistant Examiner—Michael A Pratt

(74) *Attorney, Agent, or Firm*—Kyle Fletcher

(57) **CLAIM**

The ornamental design for USA pennant, as shown and described.

DESCRIPTION

FIG. 1 is a front view of the device.


FIG. 2 is a rear view of the device.

FIG. 3 is a side view of the device.

FIG. 4 is a top view of the device; and,

FIG. 5 is a bottom view of the device.

1 Claim, 2 Drawing Sheets






FIG. 1

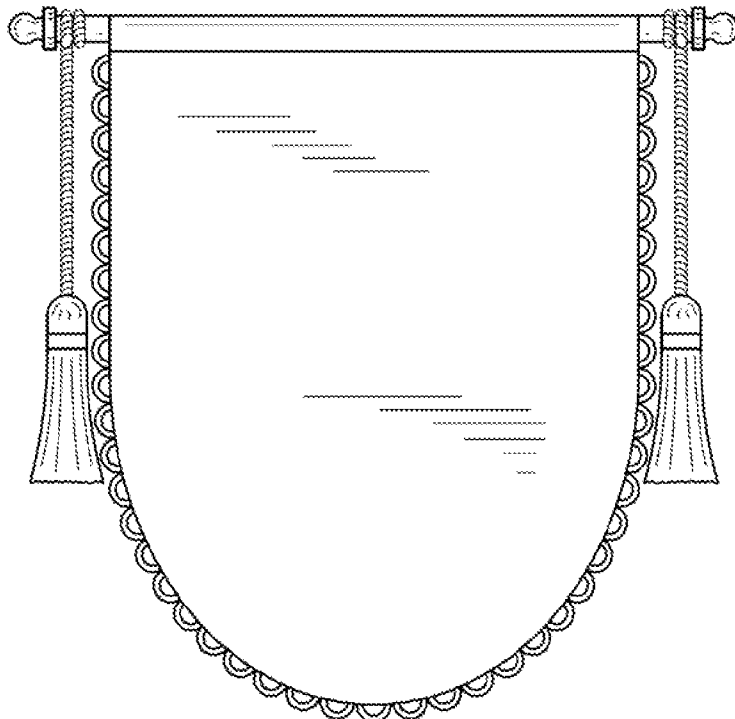


FIG. 2

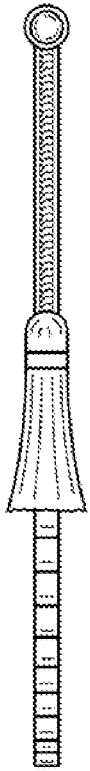


FIG. 3

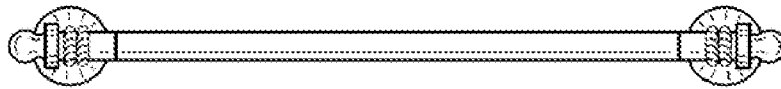


FIG. 4

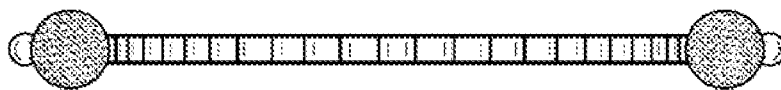


FIG. 5