



US00D585988S

(12) **United States Design Patent**
Kinnard

(10) **Patent No.:** **US D585,988 S**

(45) **Date of Patent:** **** Feb. 3, 2009**

(54) **INTESTINAL EXCREMENT REMOVAL TOOL**

(75) Inventor: **Kimbra Delores Kinnard**, York, PA
(US)

(73) Assignee: **Kimbra D. Kinnard**, Hampton, PA (US)

(**) Term: **14 Years**

(21) Appl. No.: **29/255,717**

(22) Filed: **Mar. 13, 2006**

(51) **LOC (9) Cl.** **24-02**

(52) **U.S. Cl.** **D24/133; D24/141**

(58) **Field of Classification Search** D24/133,
D24/135, 141, 144, 146, 147, 112, 115, 169;
604/11, 16; 606/197, 198, 170, 180
See application file for complete search history.

(56) **References Cited**

U.S. PATENT DOCUMENTS

47,540	A *	5/1865	Gilbert	604/113
1,547,127	A *	7/1925	Metzger	606/197
1,877,766	A *	9/1932	Kennedy	606/197
2,040,420	A *	5/1936	Wolff et al.	606/197
3,032,036	A *	5/1962	Rader et al.	604/11
3,675,642	A *	7/1972	Lord	606/197
D436,661	S *	1/2001	Berry	D24/141

6,364,852	B1 *	4/2002	Lee	604/15
D467,340	S *	12/2002	Mayer	D24/133
D529,603	S *	10/2006	Knickerbocker et al.	...	D24/110
7,186,248	B2 *	3/2007	Lamb	604/11
2005/0197615	A1 *	9/2005	Gann et al.	604/11
2006/0212060	A1 *	9/2006	Hacker et al.	606/180

* cited by examiner

Primary Examiner—Ian Simmons

Assistant Examiner—Carissa C Fitts

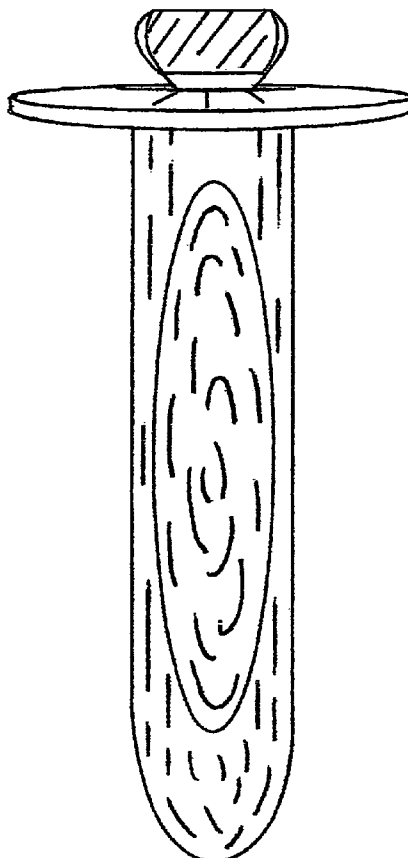
(57) **CLAIM**

The ornamental design for an intestinal excrement removal tool, as shown and described.

DESCRIPTION

FIG. 1 is a front elevational view showing my new design;
FIG. 2 is a side elevational view thereof;
FIG. 3 is a top view thereof;
FIG. 4 is a bottom view thereof;
FIG. 5 is a rear view thereof;
FIG. 6 is a cross-sectional view taken along lines 6—6 of FIG. 3 with the guard portion removed for ease of illustration; and
FIG. 7 is a front elevational view thereof.

1 Claim, 6 Drawing Sheets



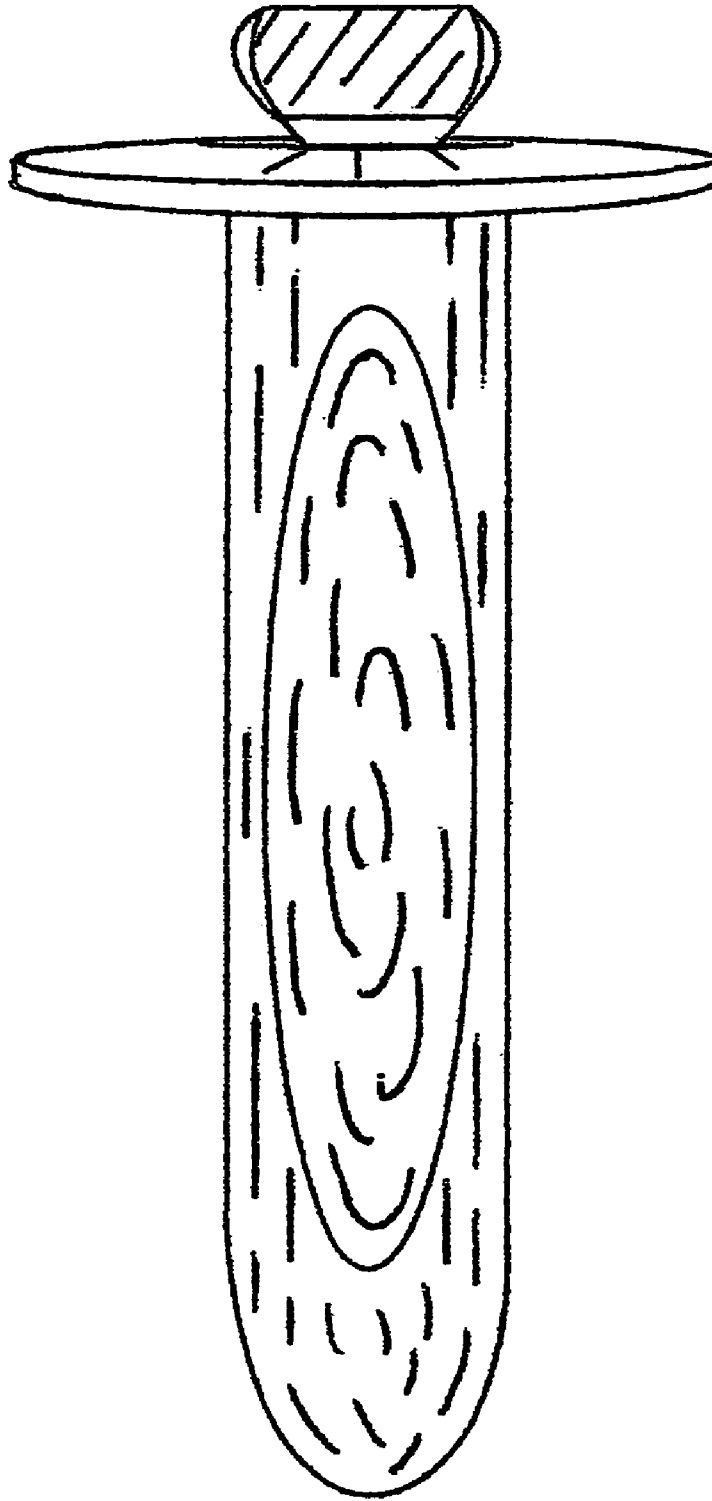


FIG. 1

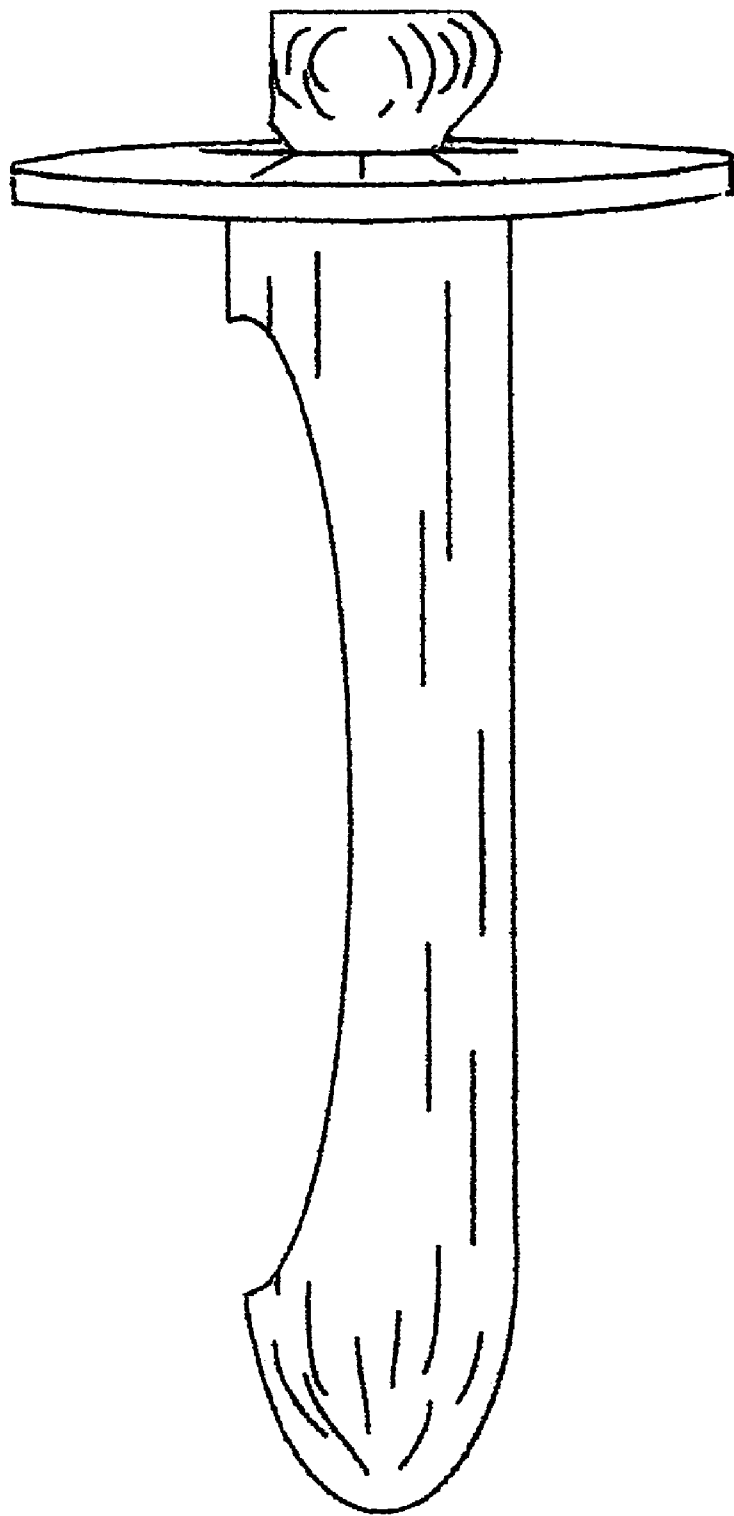


FIG. 2

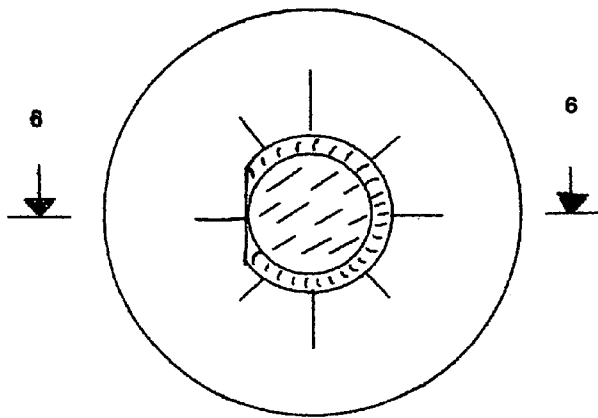


Fig. 3

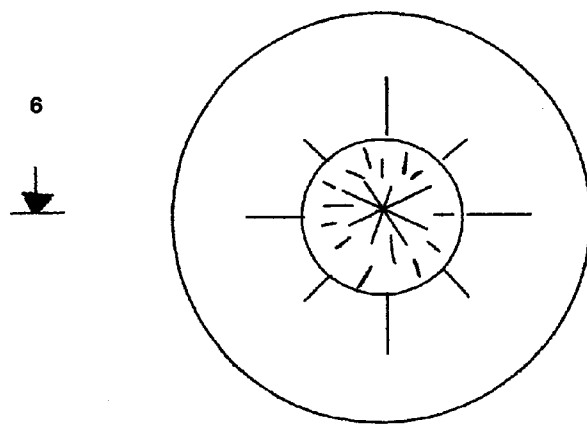


Fig. 4

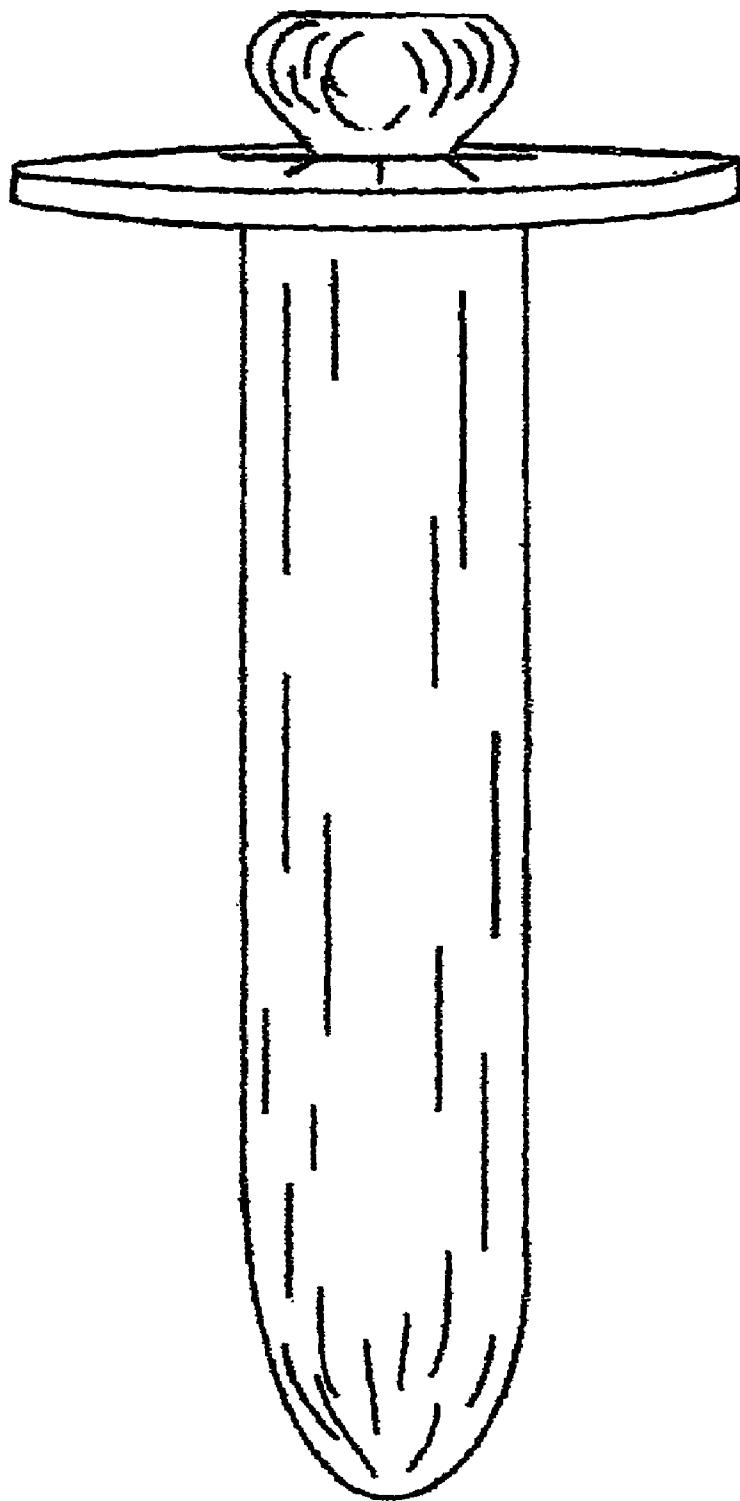


FIG. 5




FIG. 6




FIG.7