



US00D623571S

(12) **United States Design Patent**
Cook

(10) **Patent No.:** **US D623,571 S**

(45) **Date of Patent:** **** Sep. 14, 2010**

(54) **ILLUMINATED STEERING WHEEL COVER**

D526,255 S * 8/2006 Peng D12/177

(76) Inventor: **Rodell M. Cook**, 1031 Briley St., St. Peters, MO (US) 63376

* cited by examiner

Primary Examiner—Melody N Brown
(74) Attorney, Agent, or Firm—Charles McCloskey

(**) Term: **14 Years**

(21) Appl. No.: **29/352,899**

(57) **CLAIM**

(22) Filed: **Dec. 29, 2009**

The ornamental design for an illuminated steering wheel cover, as shown and described.

(51) **LOC (9) Cl.** **12-16**

(52) **U.S. Cl.** **D12/177**

(58) **Field of Classification Search** D12/175, D12/176, 177; 74/552, 558, 558.5

See application file for complete search history.

DESCRIPTION

FIG. 1 is a perspective view of the illuminated steering wheel cover;

FIG. 2 is a front view of the illuminated steering wheel cover;

FIG. 3 is a rear view of the illuminated steering wheel cover; and,

FIG. 4 is a side view of the illuminated steering wheel cover.

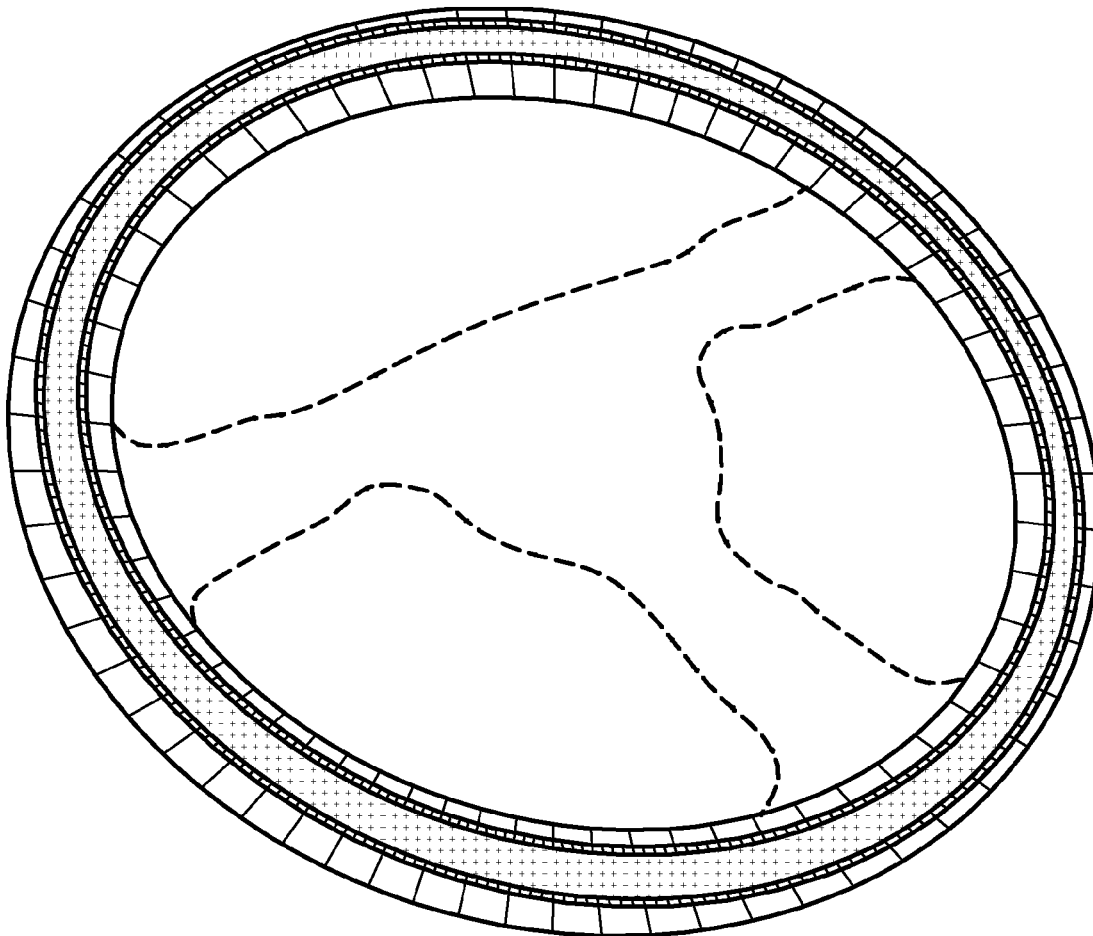
The broken lines shown in FIGS. 1 and 4 are illustrative purposes only and form no part of the claimed design.

(56) **References Cited**

U.S. PATENT DOCUMENTS

| | | | | |
|--------------|--------|--------|-------|---------|
| D475,334 S * | 6/2003 | Peng | | D12/177 |
| D489,654 S * | 5/2004 | Carter | | D12/177 |
| D490,757 S * | 6/2004 | Peng | | D12/177 |
| D507,771 S * | 7/2005 | Wang | | D12/177 |
| D517,964 S * | 3/2006 | Huang | | D12/177 |

1 Claim, 4 Drawing Sheets



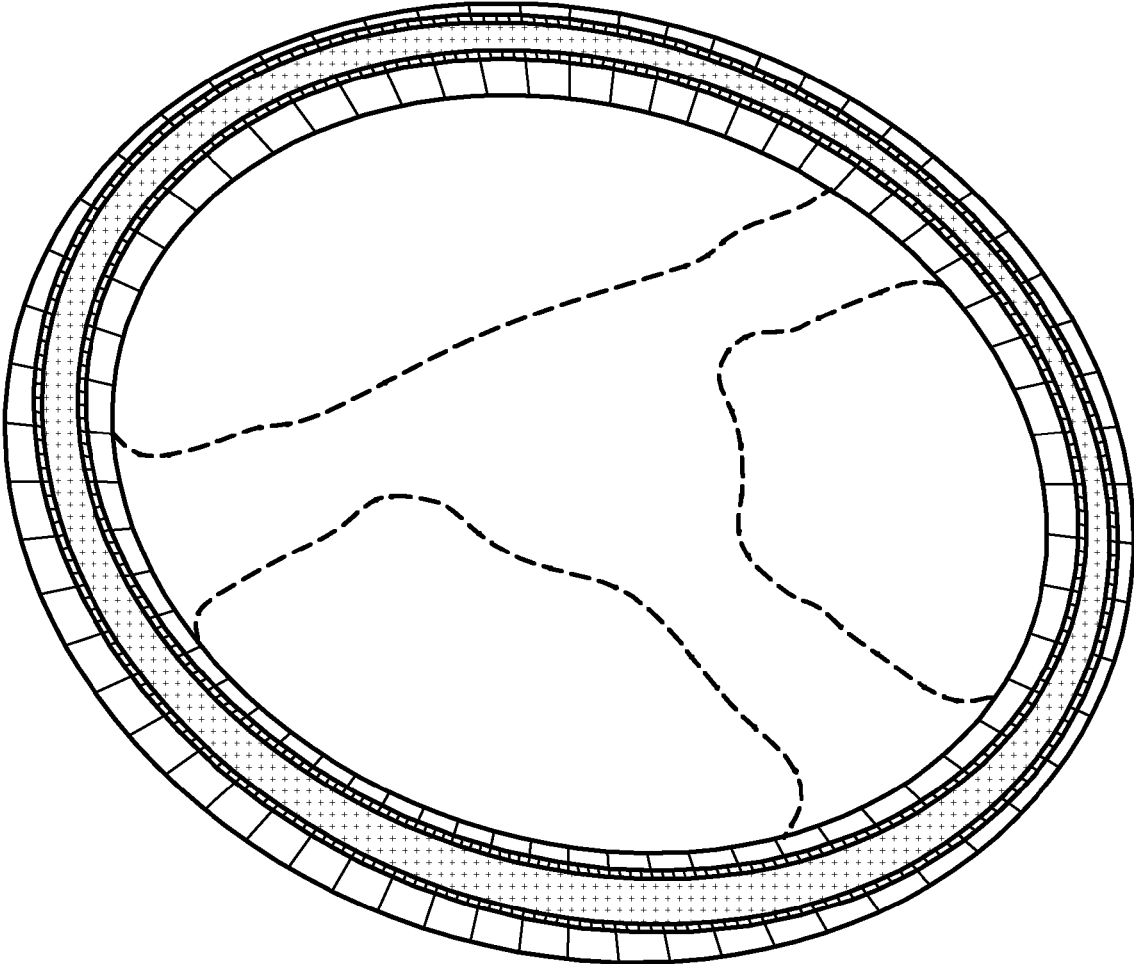


Fig. 1

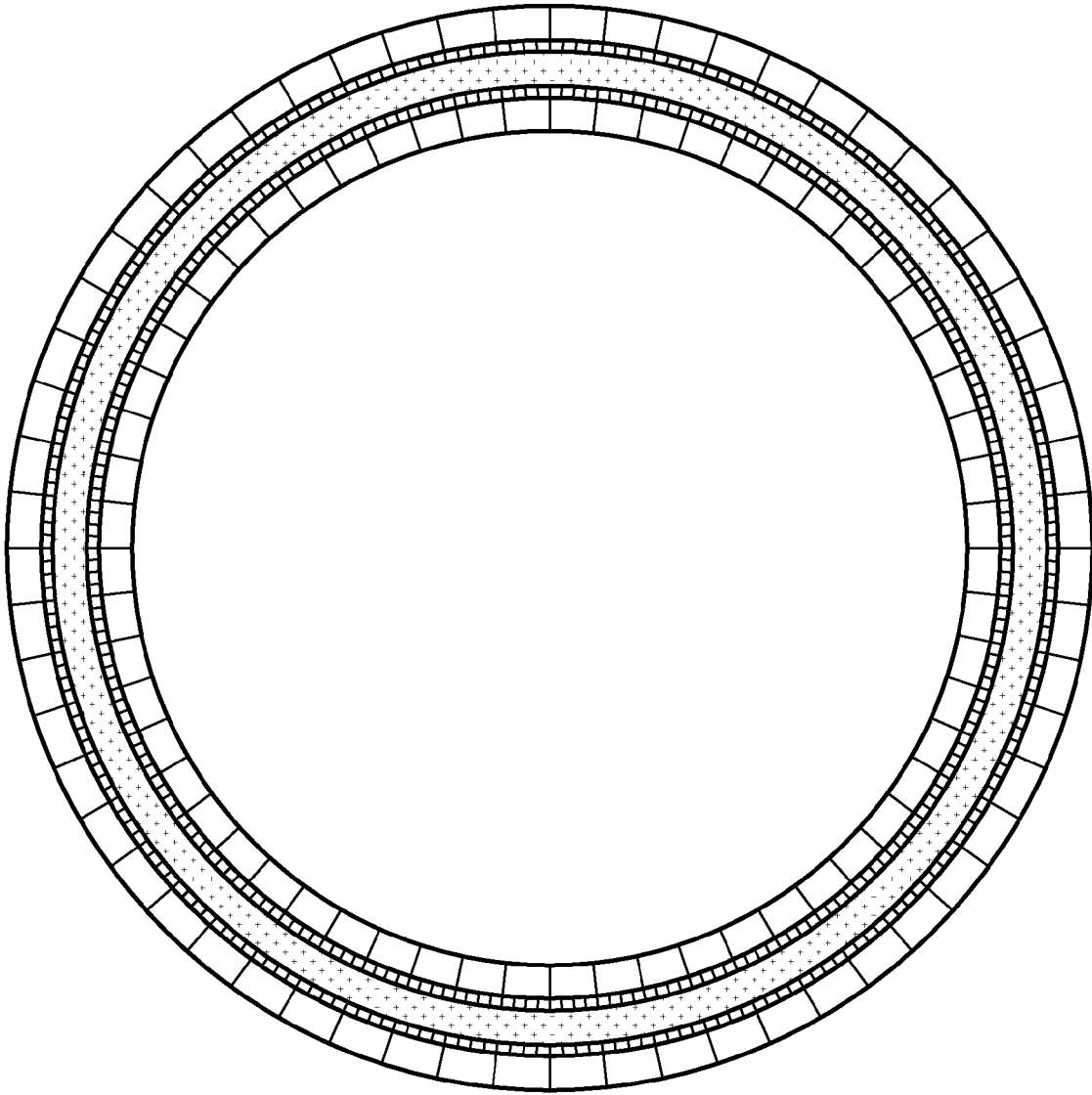


Fig. 2

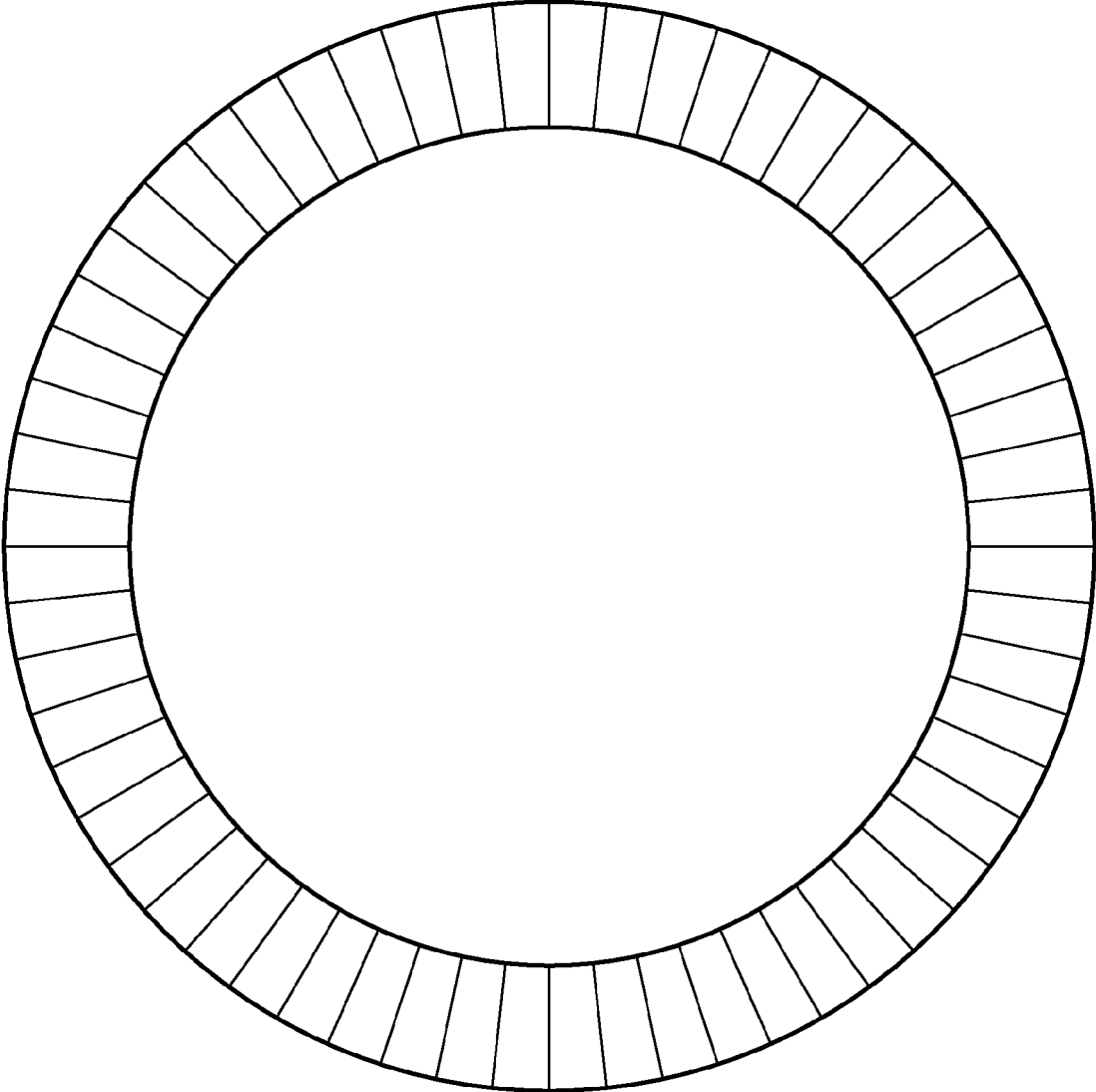


Fig. 3

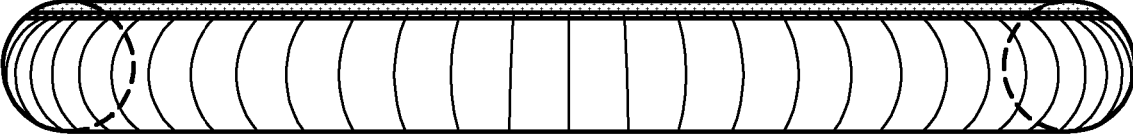


Fig. 4