

FIG. 12

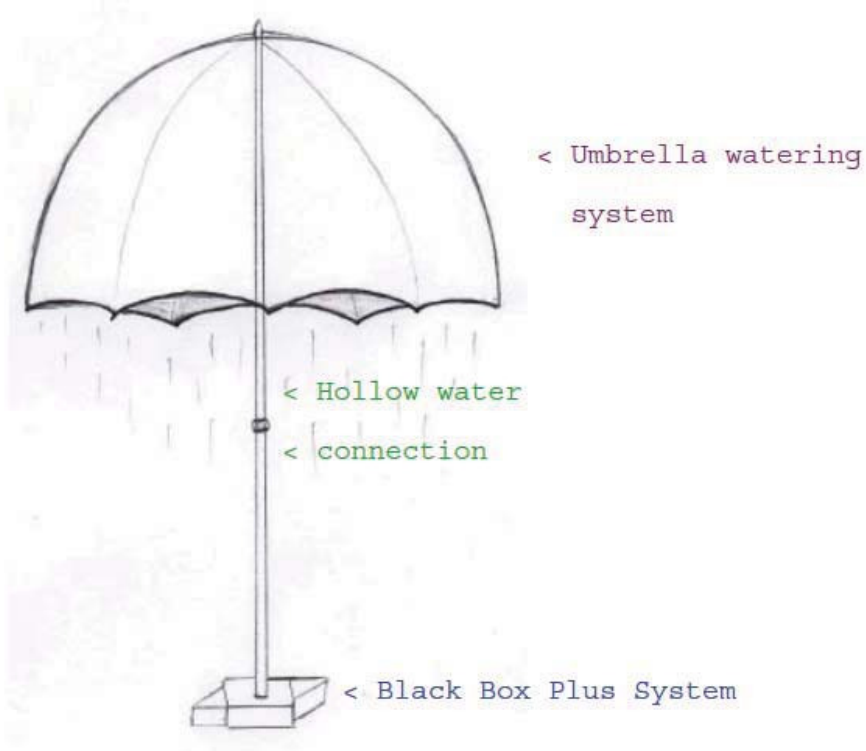


FIG. 11

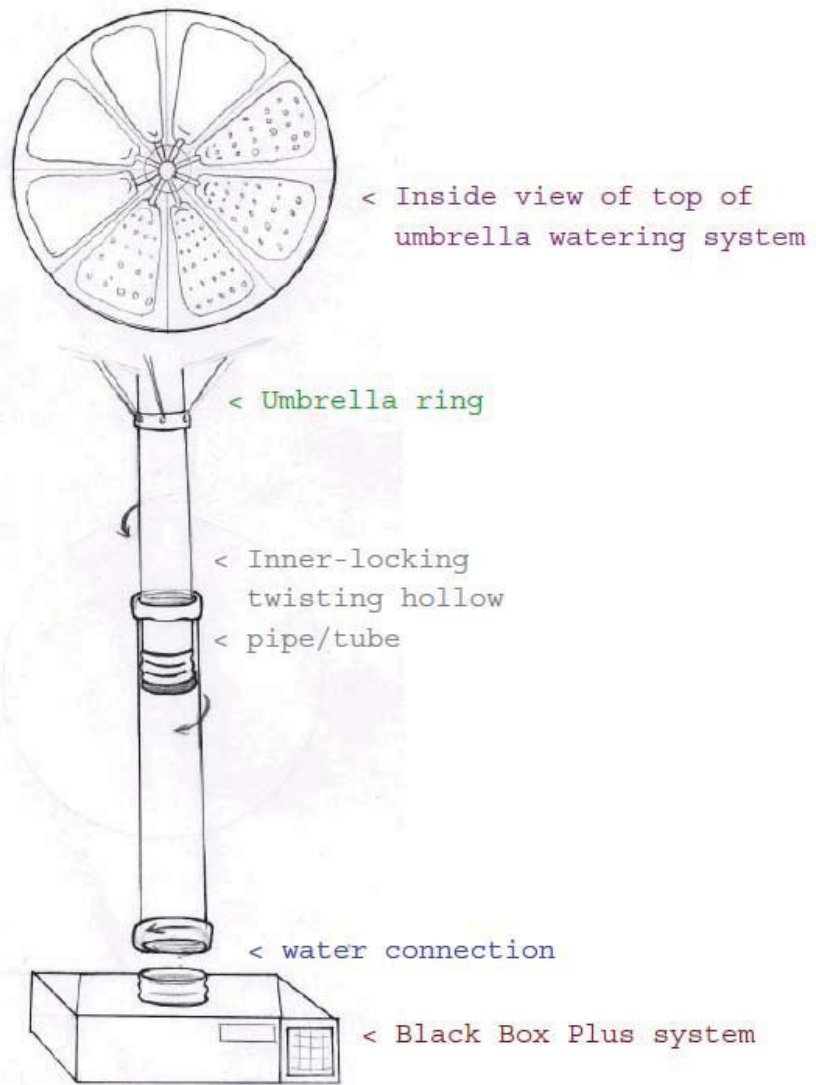


FIG. 10

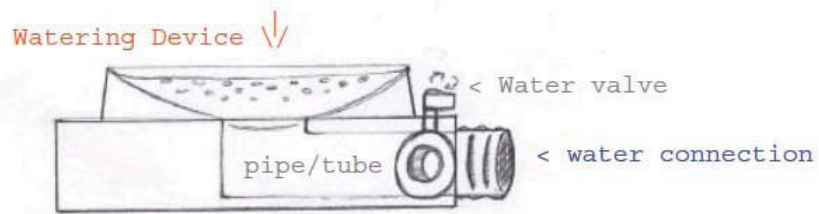


FIG. 9

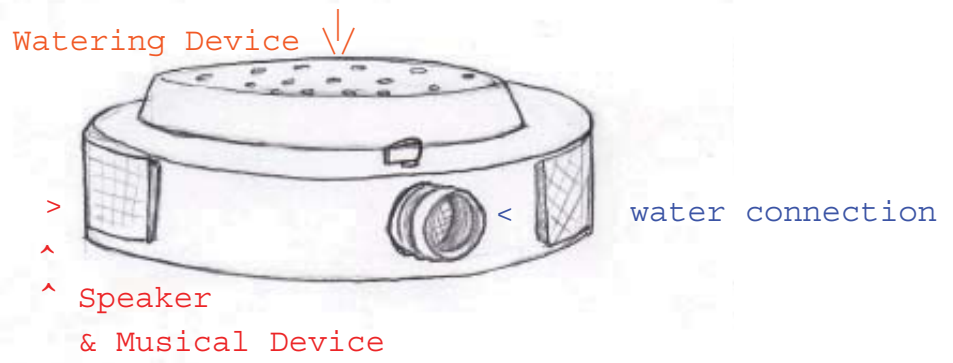


FIG. 8

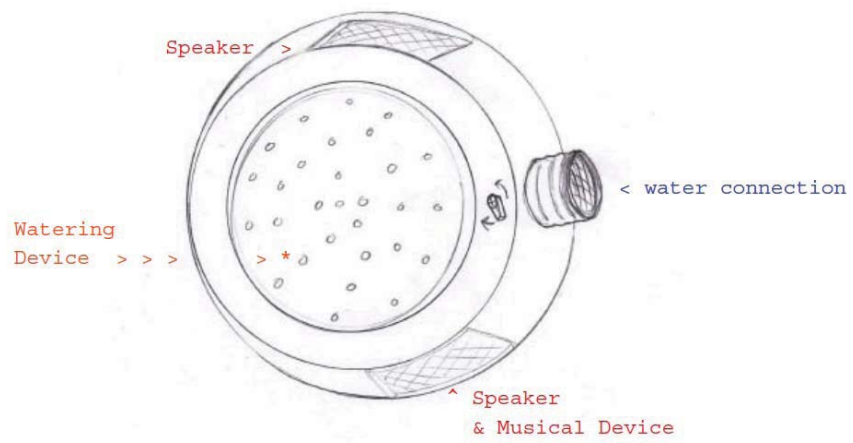


FIG. 7

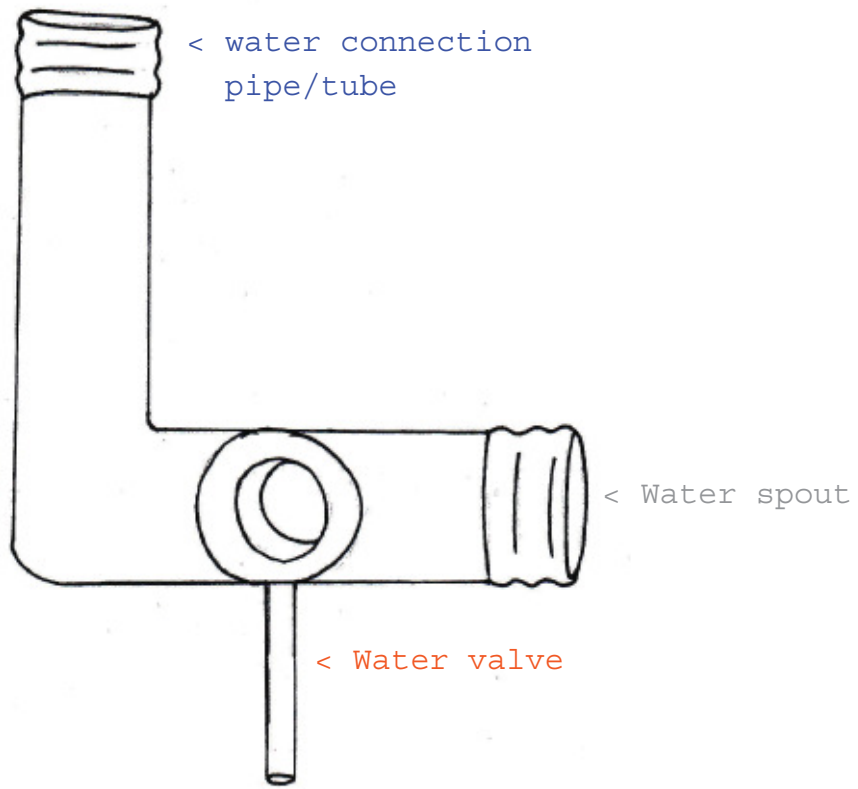


FIG. 6




FIG. 5

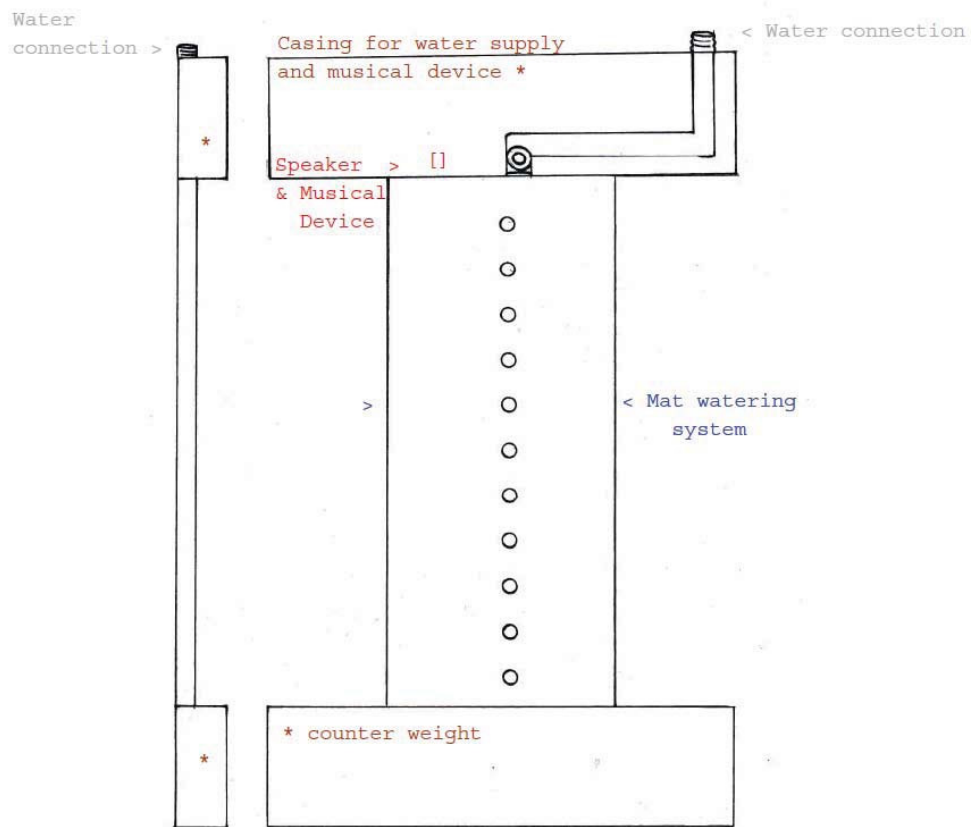


FIG. 4

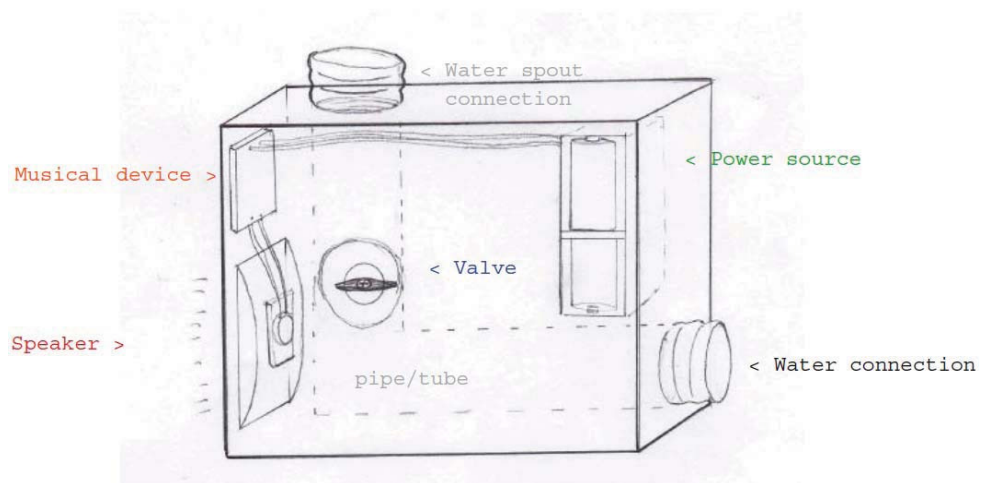


FIG. 3

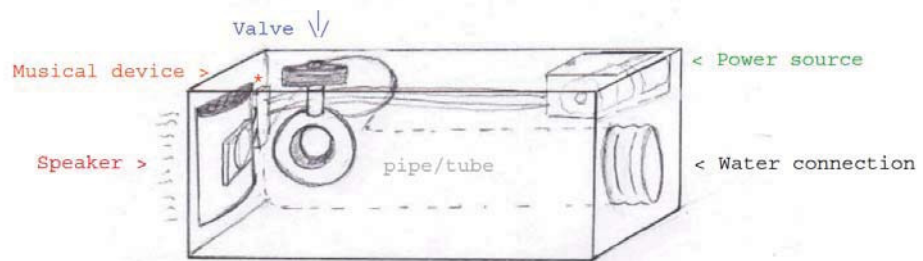


FIG. 2

Overhead watering
system

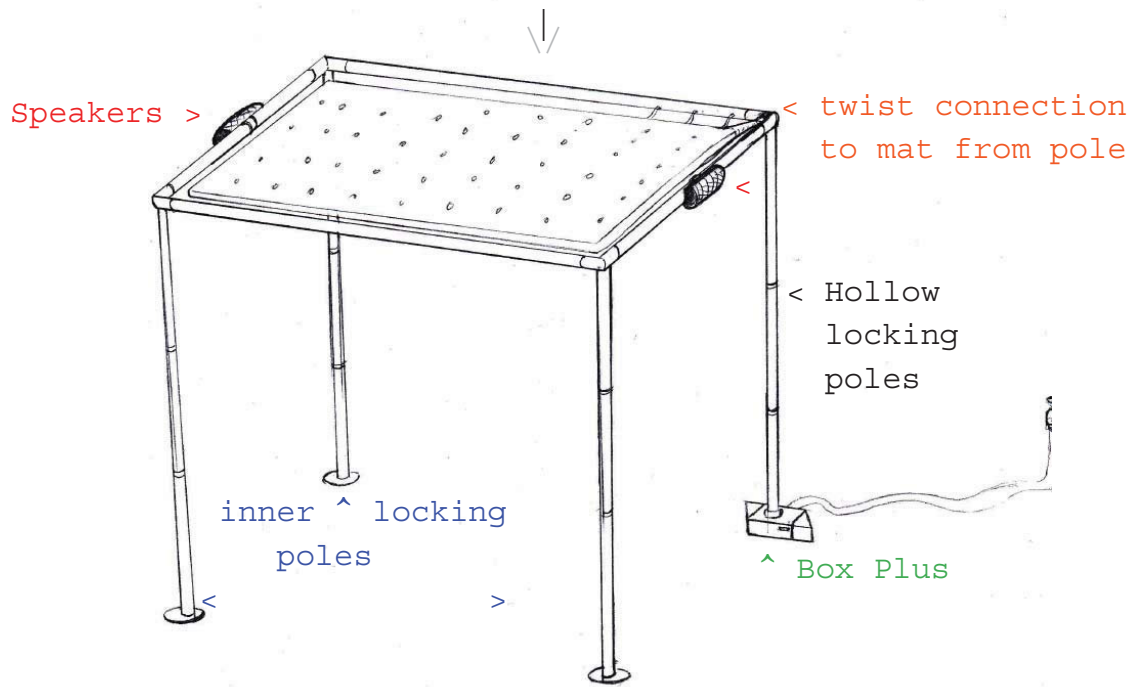


FIG. 1

FIG. 11 is an alternative illustration of the black box plus and umbrella of the present invention.

FIG. 12 is an illustration of the black box plus of the present invention.

5

DETAIL DESCRIPTIONS OF THE INVENTION

All illustrations of the drawings are for the purpose of describing selected versions of the present invention and are not intended to limit the scope of the present invention.

10

The present invention is a method and apparatus for a variety of water toys that play music. In the preferred embodiment, the present invention may be referred to hereinafter as the “Walkaby Water Games”.

15

Walkaby Water Games are a splash of fun for everyone. The present invention offers players a musical adventure that wets the caught off guard person with a stream of water. When the music stops the person caught under or over the present invention is soaked with water from the device until the music comes on again. Once the music starts back up the line of players continue to dance past the device until the next watery stop. The present invention is equipped to play the radio to listen to favorite stations or link it to a device to play your own music list. There are six design ideas in the first set of Walkaby Water games.

20

Although the invention has been explained in relation to its preferred embodiment, it is to be understood that many other possible modifications and variations can be made without departing from the spirit and scope of the invention as herein described.

25

Water Toys

FIELD OF THE INVENTION

5

The present invention relates generally to method and apparatus for water toys. More specifically, the present invention is a method and apparatus for a variety of water toys that play music.

10

BACKGROUND OF THE INVENTION

15 Currently, on the market there are many different types of water toys. However, the present invention offers unique functionality not found on the market. It is therefore an object of the present invention to introduce a new method and apparatus for a variety of water toys that play music.

BRIEF DESCRIPTION OF THE DRAWINGS

20

FIG. 1 is an illustration of the over-head pour-down of the present invention.

FIG. 2 is bottom-view illustration of the of the black box present invention.

FIG. 3 is side-view illustration of the black box of the present invention.

FIG. 4 is an illustration of the mat of the present invention.

25 FIG. 5 is an illustration of the water tube/pipe & valve of the present invention.

FIG. 6 is an alternative illustration of the water tube/pipe & valve of the present invention.

FIG. 7 is a top-view illustration of the dome of the present invention.

FIG. 8 is a side-facing connection illustration of the dome of the present invention.

30 FIG. 9 is an inside side-view illustration of the dome of the present invention.

FIG. 10 is an illustration of the black box plus and umbrella of the present invention.