



US00D545138S

(12) **United States Design Patent**  
**Dockendorf et al.**

(10) **Patent No.:** **US D545,138 S**

(45) **Date of Patent:** **\*\* Jun. 26, 2007**

(54) **TONG HOLDER**

(76) Inventors: **Raymond Dockendorf**, 19025  
Eaglewood Rd., Clearwater, MN (US)  
55320; **Ann Marie Dockendorf**, 19025  
Eaglewood Rd., Clearwater, MN (US)  
55320

(\*\*) Term: **14 Years**

(21) Appl. No.: **29/247,223**

(22) Filed: **Jun. 6, 2006**

(51) **LOC (8) Cl.** ..... **07-06**

(52) **U.S. Cl.** ..... **D7/637**

(58) **Field of Classification Search** ..... D7/637-641,  
D7/601; 30/231; 206/370; 211/70.6, 70.7,  
211/13.1; 248/37.7

See application file for complete search history.

(56) **References Cited**

**U.S. PATENT DOCUMENTS**

- 2,286,012 A \* 6/1942 Rochow ..... 248/37.6
- D164,647 S 9/1951 Murray
- 4,152,831 A \* 5/1979 Davies ..... 30/231
- 4,512,466 A \* 4/1985 Delang ..... 206/370

- D304,280 S 10/1989 Leighton
- 6,435,358 B1 \* 8/2002 Decal ..... 211/70.7
- D465,974 S \* 11/2002 Dorion et al. .... D7/637
- 6,505,746 B1 \* 1/2003 Johnson ..... 211/70.7

\* cited by examiner

*Primary Examiner*—Terry A. Wallace

(74) *Attorney, Agent, or Firm*—Crossley Patent Law; Mark A. Crossley

(57) **CLAIM**

The ornamental design for a tong holder, as shown and described.

**DESCRIPTION**

FIG. 1 is a top plan view of a tong holder showing our new design;

FIG. 2 is a bottom plan view;

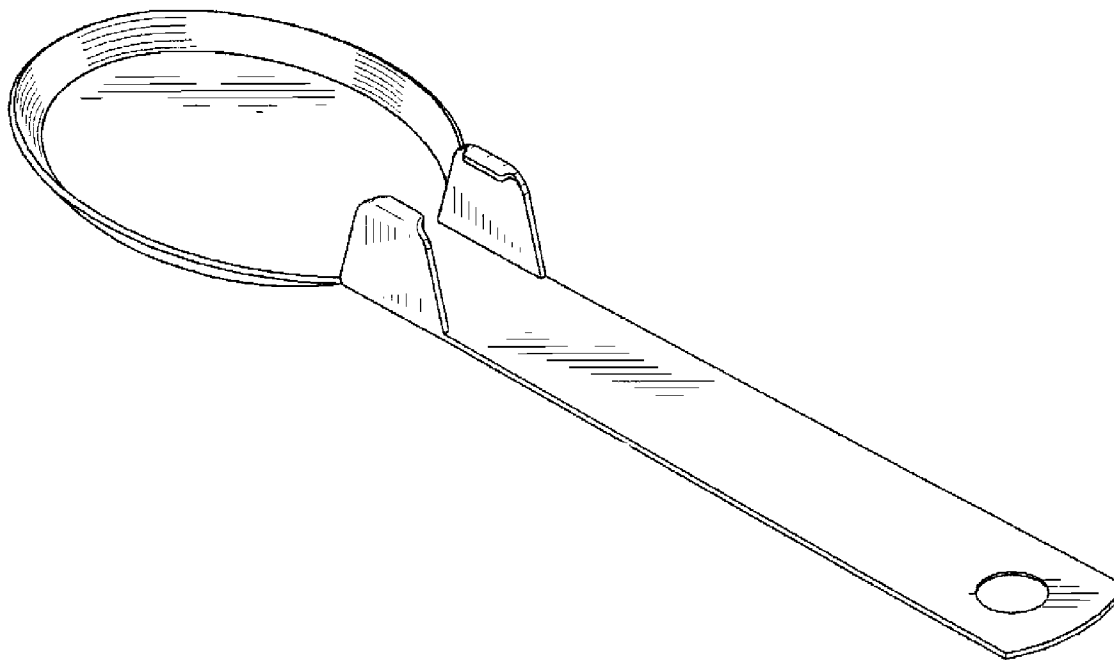
FIG. 3 is a side elevation view;

FIG. 4 is a rear elevation view;

FIG. 5 is a front elevation view; and,

FIG. 6 is isometric view of a tong holder showing our new design.

**1 Claim, 2 Drawing Sheets**



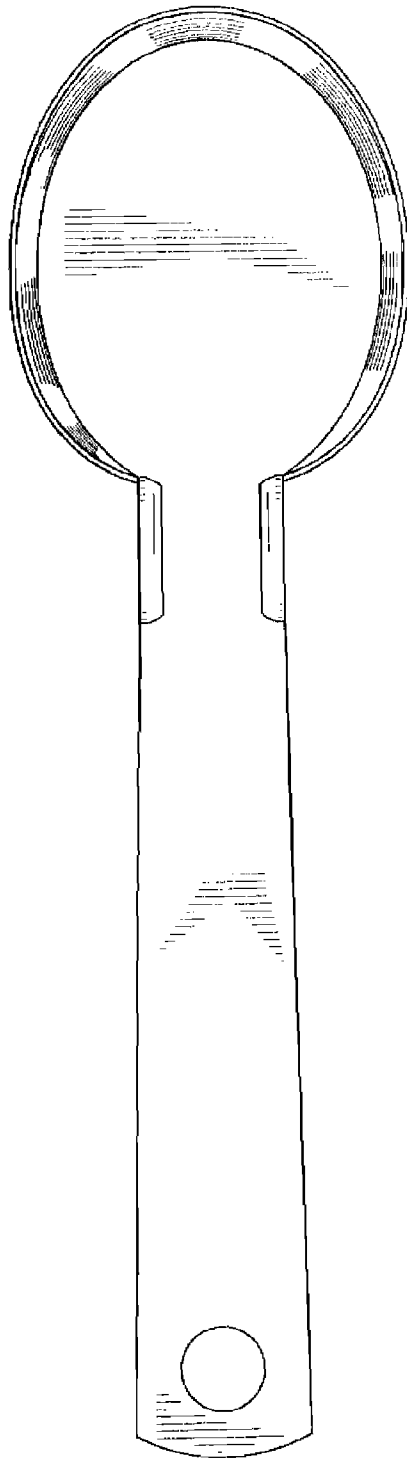


FIG. 1




FIG. 2

FIG. 3



FIG. 4

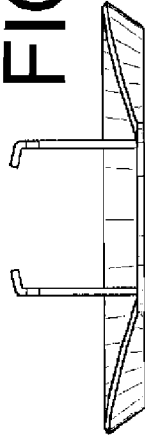


FIG. 5

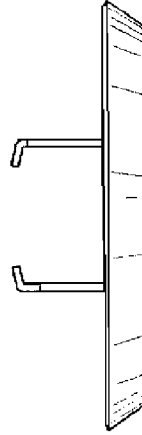


FIG. 6

