



US00D611804S

(12) **United States Design Patent**
Davidson

(10) **Patent No.:** **US D611,804 S**

(45) **Date of Patent:** **** Mar. 16, 2010**

(54) **RECESSED DOOR STOP**

(76) Inventor: **Henry Davidson**, 14928 Blue Rock Dr.,
Chester, VA (US) 23836

(**) Term: **14 Years**

(21) Appl. No.: **29/315,920**

(22) Filed: **Aug. 6, 2009**

(51) **LOC (9) Cl.** **28-05**

(52) **U.S. Cl.** **D8/402**

(58) **Field of Classification Search** D8/400-499;
D6/495; D20/19, 42, 43; 16/82, 375, 86 B,
16/137, 342, 85; 292/288, 342-343, DIG. 15;
40/331, 599

See application file for complete search history.

(56) **References Cited**

U.S. PATENT DOCUMENTS

456,945	A	*	8/1891	Dudden	16/66
1,472,531	A	*	10/1923	Morris	16/82
1,616,265	A		2/1927	Kroeling		
1,664,174	A	*	3/1928	Hoopes, Jr.	292/344
1,850,229	A	*	3/1932	Eastman	16/82
2,889,571	A		6/1959	Moore		
3,913,171	A		10/1975	Reid		
5,044,681	A		9/1991	Neighbors		

5,581,844 A 12/1996 Rahel et al.
6,913,412 B1 * 7/2005 Byers 403/220

* cited by examiner

Primary Examiner—Cathron C Brooks
Assistant Examiner—Barbara Fox
(74) *Attorney, Agent, or Firm*—Paul R. Martin

(57) **CLAIM**

The ornamental design for a recessed door stop, as shown and described.

DESCRIPTION

FIG. 1 is a perspective view of the recessed door stop of this invention showing how it is positioned in a door, and door jamb.

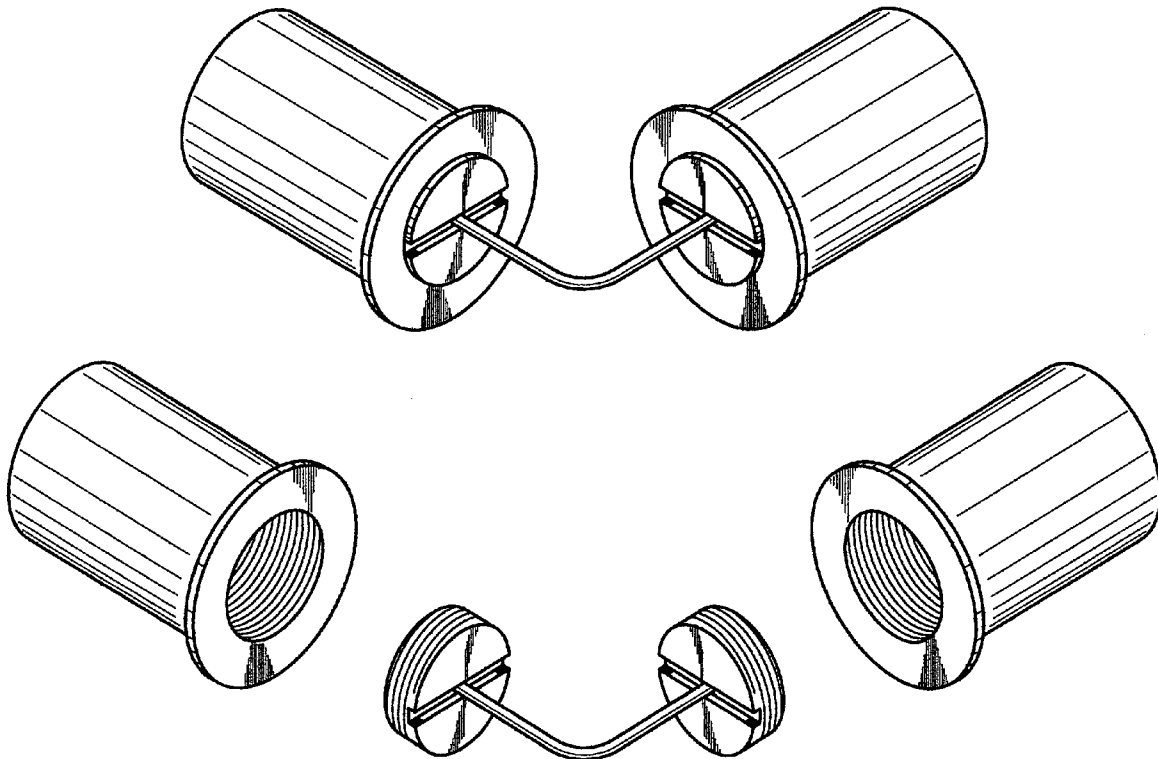
FIG. 2 is front perspective view of the recessed door stop of this invention.

FIG. 3 is a rear perspective view of the recessed door stop of this invention; and,

FIG. 4 is an enlarged view of the recessed door stop shown in FIG. 2, showing the relationship of various component parts.

The broken line showing of a door, doorjamb, and hinges in FIG. 1 shows environmental structure and forms no part of the claimed design.

1 Claim, 3 Drawing Sheets



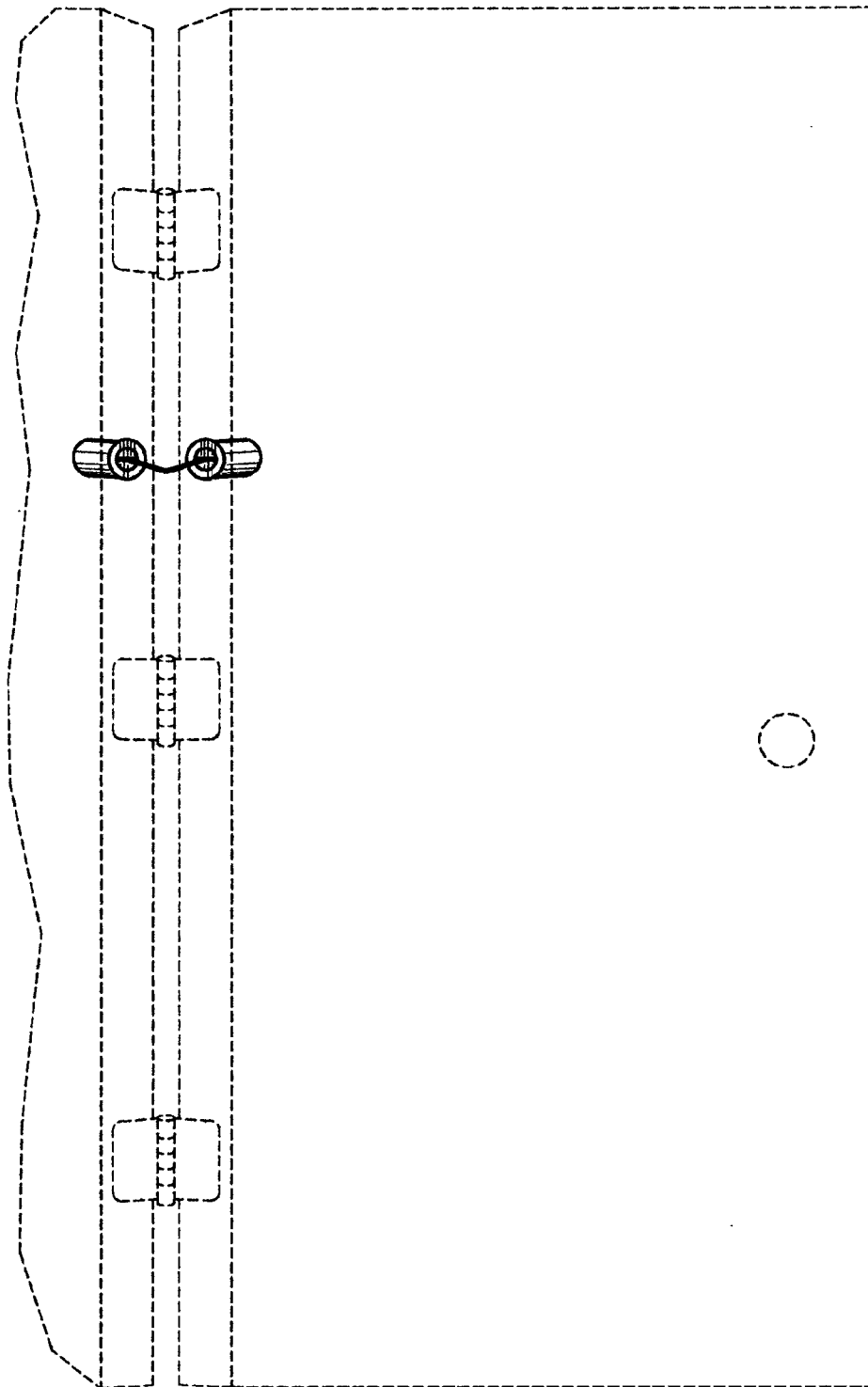


FIG. 1

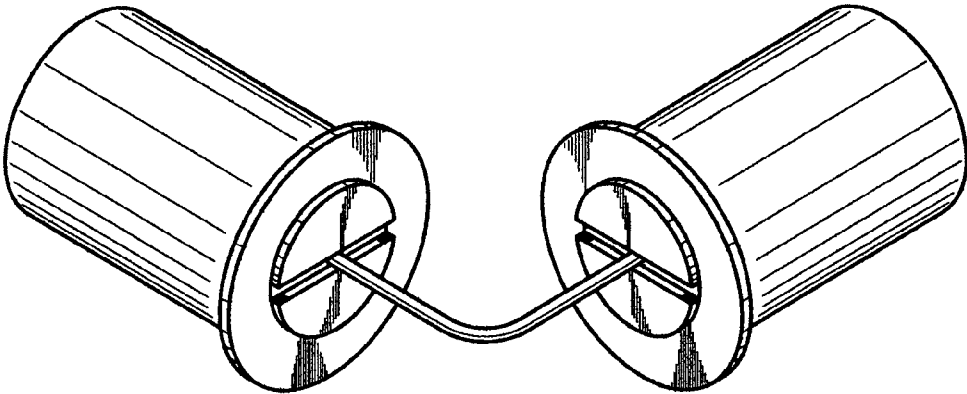


FIG. 2

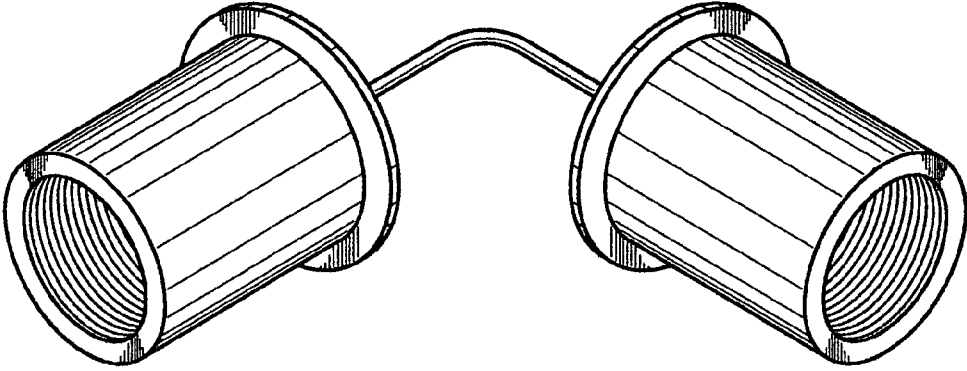


FIG. 3




FIG. 4