



US00D629571S

(12) **United States Design Patent**
Gryner, Jr. et al.

(10) **Patent No.:** **US D629,571 S**

(45) **Date of Patent:** **** Dec. 21, 2010**

(54) **LINER**

(76) Inventors: **Billy E. Gryner, Jr.**, 129 S. Echo Dr.,
Batesville, AR (US) 72501; **Deborah S. Gryner**, 129 S. Echo Dr., Batesville, AR
(US) 72501

(**) Term: **14 Years**

(21) Appl. No.: **29/316,889**

(22) Filed: **Nov. 12, 2009**

(51) **LOC (9) Cl.** **30-02**

(52) **U.S. Cl.** **D30/119; D6/390**

(58) **Field of Classification Search** D30/108-113,
D30/118-119, 161; 119/452-153, 472, 474,
119/482, 496-498, 500-501, 28.5, 161, 165-170;
D6/390; 5/655

See application file for complete search history.

(56) **References Cited**

U.S. PATENT DOCUMENTS

1,976,234	A *	10/1934	Larson	119/482
2,460,662	A *	2/1949	Van Voorhis	119/482
D214,302	S *	6/1969	Barber	D30/118
D309,200	S *	7/1990	McMahon	D30/118
D342,855	S *	1/1994	Butler, II	5/655
D351,687	S *	10/1994	McMahon	D30/118
5,685,257	A	11/1997	Feibus	
5,832,874	A *	11/1998	Ravin	119/496
6,021,740	A	2/2000	Martz	
D461,966	S *	8/2002	Reece	D30/118

6,668,394	B2 *	12/2003	Walpin	119/28.5
6,684,816	B2	2/2004	Lippincott	
7,231,888	B1	6/2007	Kelly et al.	
D548,480	S *	8/2007	Chruickshank	D6/390
D553,805	S *	10/2007	Martin et al.	D30/118
RE40,754	E *	6/2009	Morton	5/655
2002/0185072	A1 *	12/2002	Walpin	119/28.5
2008/0245311	A1 *	10/2008	Kline	119/496
2009/0178622	A1 *	7/2009	Havluciyanyan	119/161

* cited by examiner

Primary Examiner—Cathy Anne MacCormac

(74) *Attorney, Agent, or Firm*—Paul R. Martin

(57) **CLAIM**

The ornamental design for a liner, as shown and described.

DESCRIPTION

FIG. 1 is a perspective view of the liner of the invention.

FIG. 2 is a plan view from the top of the liner shown in FIG. 1.

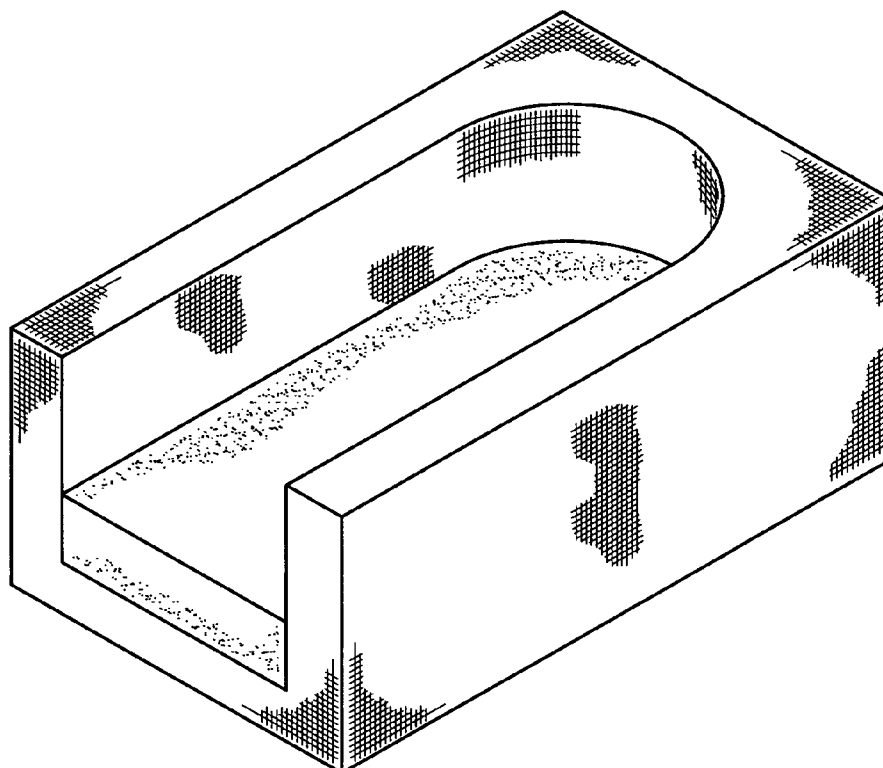
FIG. 3 is a plan view from the bottom of the liner shown in FIG. 1.

FIG. 4 is an elevational view of the front of the liner shown in FIG. 1.

FIG. 5 is an elevational view of the rear of the liner shown in FIG. 1; and,

FIG. 6 is an elevational view of the side of the liner shown in FIG. 1, the opposite side is identical.

1 Claim, 2 Drawing Sheets



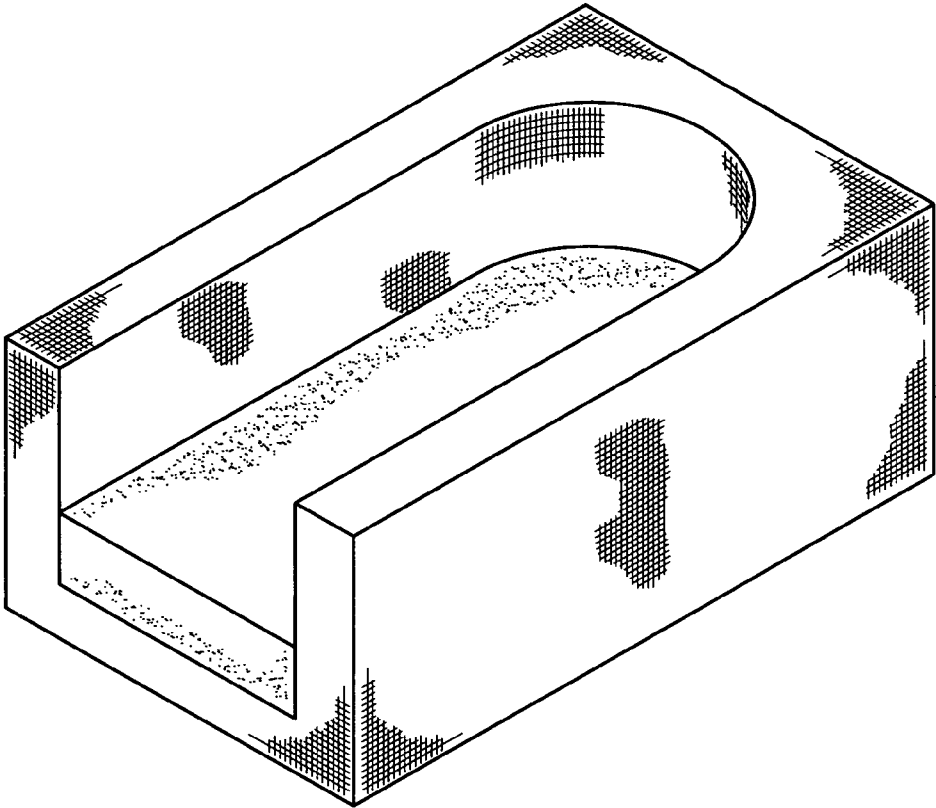


FIG. 1




FIG. 2




FIG. 3

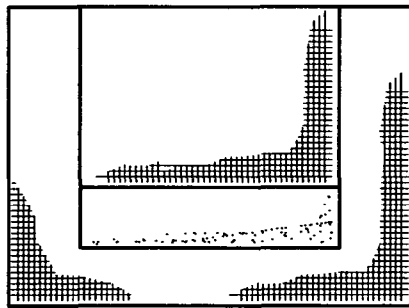


FIG. 4

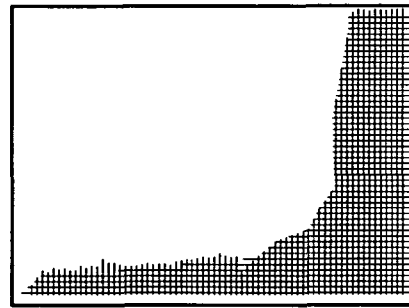


FIG. 5




FIG. 6